



**PERFORMANCE REPORT**  
**TELECOMMUNICATION COMPANY OF IRAN**

**March 2008**



**T . C . I**

**[WWW.IRANTELECOM.IR](http://WWW.IRANTELECOM.IR)**

## The National Telecommunication Report

<b>No</b>	<b>Service/facility</b>	<b>2000</b>	<b>2006</b>	<b>2007</b>	<b>March 2008</b>
1	<i>Fixed line activation</i>	9,486,260	22,626,944	23,585,125	23,957,639
2	<i>Mobile subscriber activation</i>	962,595	15,385,289	21,545,510	24,509,714
3	<i>Connected villages</i>	28,062	51,058	52,563	52,783
4	<i>Fixed line penetration rate</i>	14,9	32,57	33,06	33/46
5	<i>Mobile subscriber penetration rate</i>	1,51	22,20	30/10	34/20
6	<i>Transmission channels</i>	405,997	1,371,712	1,758,142	2,052,543
7	<i>International channels(incoming)</i>	8,483	11,226	12,970	15,167
8	<i>Public phone booths local</i>	84,971	167,366	177,753	186,198
9	<i>Long – distance public phone booths</i>	11,813	89,460	113,499	124,314
10	<i>Cities under the mobile network coverage</i>	337	1,016	1,016	1,035
11	<i>Areas with long –distance connection</i>	2,962	6,280	6,280	6,280
12	<i>Data transmission network(cities)</i>	129	942	1,086	1,182
13	<i>International band width (mbps)</i>	-	3,726	9,626	10,870
14	<i>Optical fiber network (km)</i>	7,205	75,000	77,500	77,500
15	<i>Rural ICT Offices</i>	-	2,287	3,668	5,672

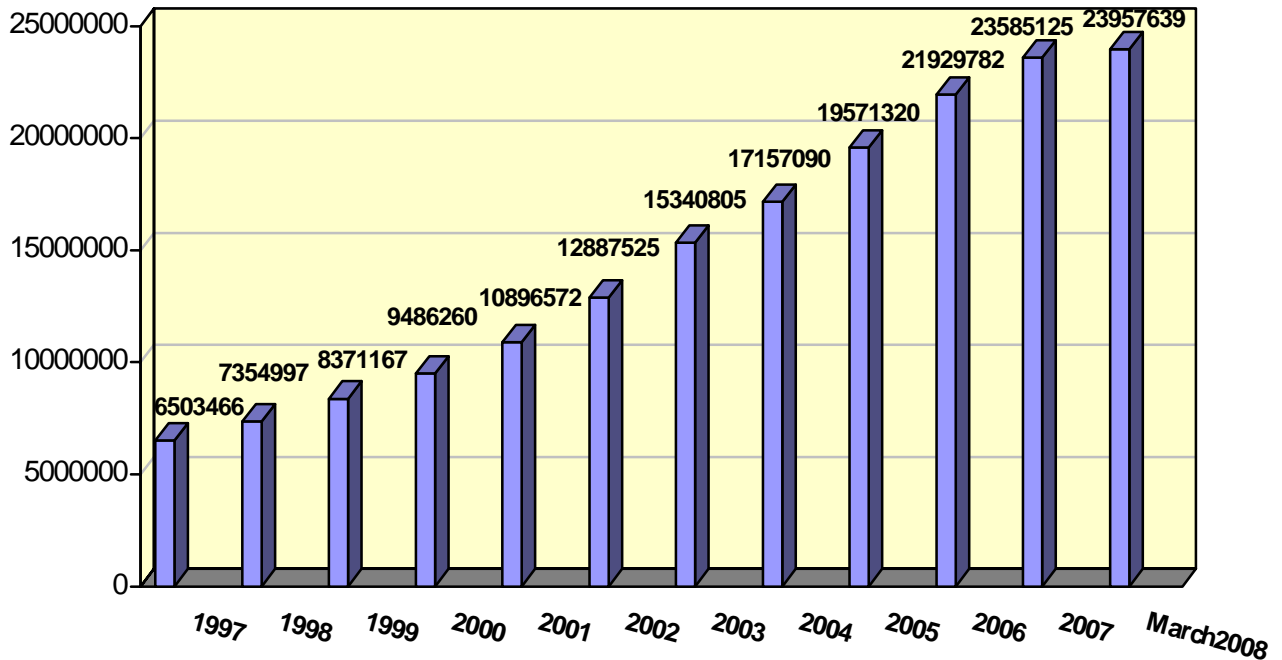
## IRAN ICT REPORT 2008

### Fixed Line Telephone Network Development

Fixed line telephone which is the outstanding service provided by TCI (Telecommunication Company of Iran ) has rendered high growth rate , as it increased from 17,798,809 line ( equal to %26.32 penetration rate ) in 2004 to 23,957,639 lines ( equal to 33/46 penetration rate) in March 2008 .

It is predicted that it will exceed 36,300,000 lines ( equal to %50 penetration rate).

The following diagram illustrates the number of fixed lines compared for different years from 1997 to March 2008:



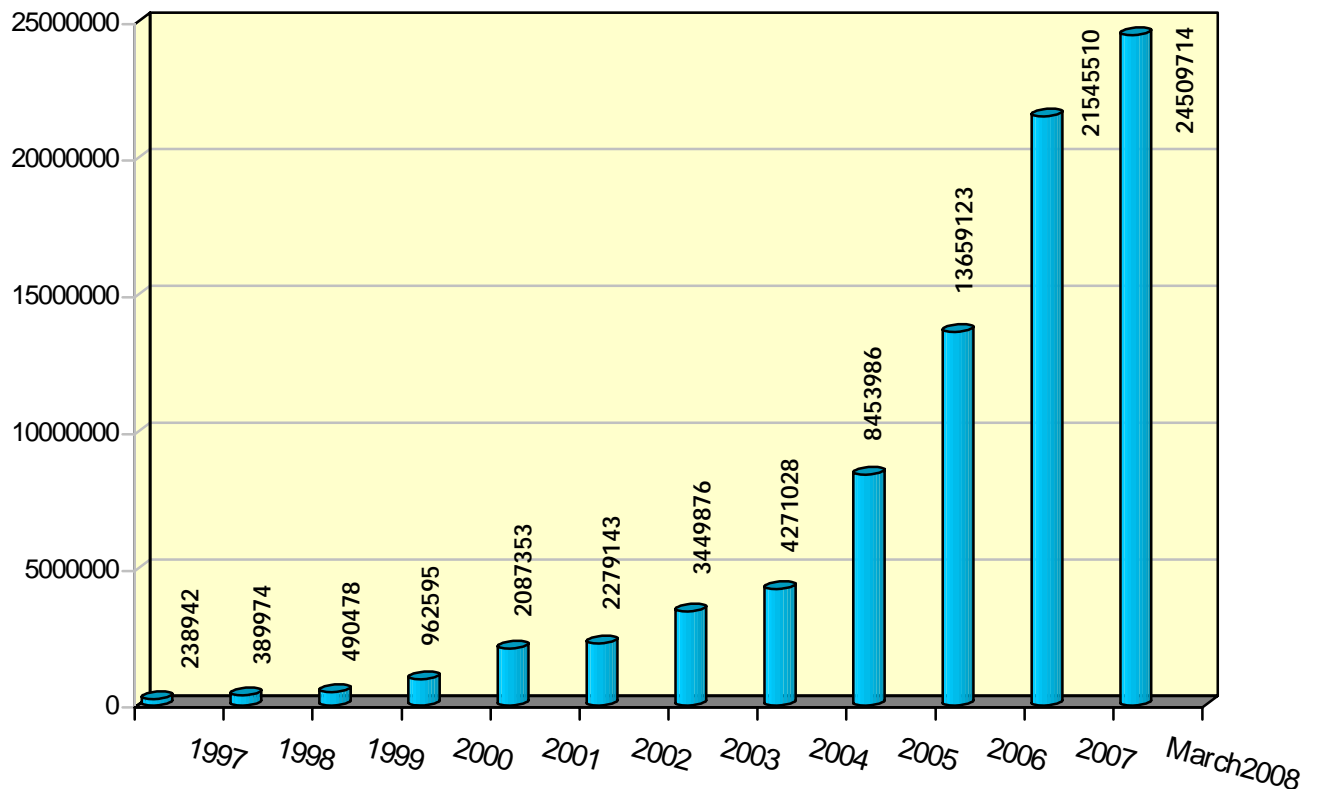
## Mobile Network Development

Mobile subscriber base of the country increased from 5,075,678 (equal to % 17.49 penetration rate ) in 2004 to 24509,714 ( equal to 34/20 penetration rate ) in March 2008.

Moreover, the number of the cities under the mobile network coverage increased from 851 in 2004 to 1,035 in March 2008. All the mobile subscribers are provided with SMS facility , 274,000 of which are also provided with VMS.

The international roaming connection with 96 countries ( 209 operators ) has been established for the national ( mobile subscribers recently ) .

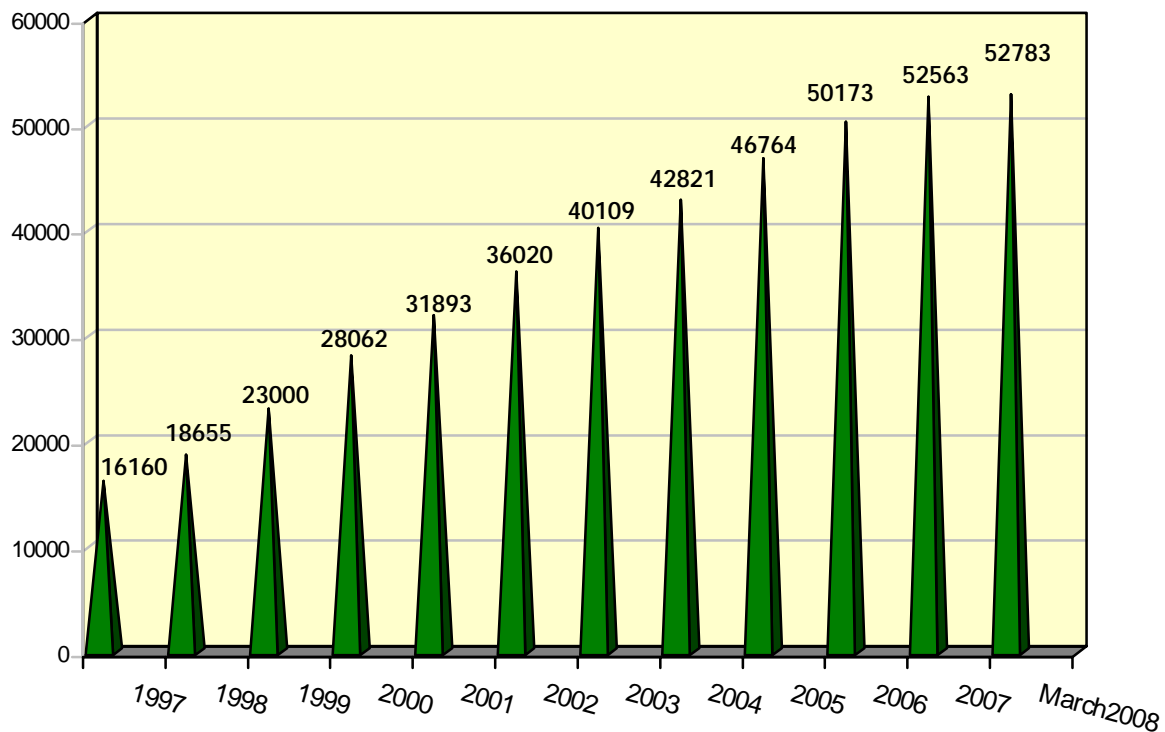
The following diagram illustrates the number of mobile subscribers compared for different years from 1997 to March 2008:



## Rural ICT Development

In order to connect the underprivileged areas to the network , TCI has been making every effort to increase the number of villages from 43,800 in 2004 to 52,783 in March 2008 . It is predicted that it will exceed 62,120 villages by 2009 . In addition , 5,672 rural TCI offices were launched in March 2008 . It is predicted that they will be extended to 10,000 villages .

The following diagram illustrates the number of the connected villages compared for different years from 1997 to March 2008:

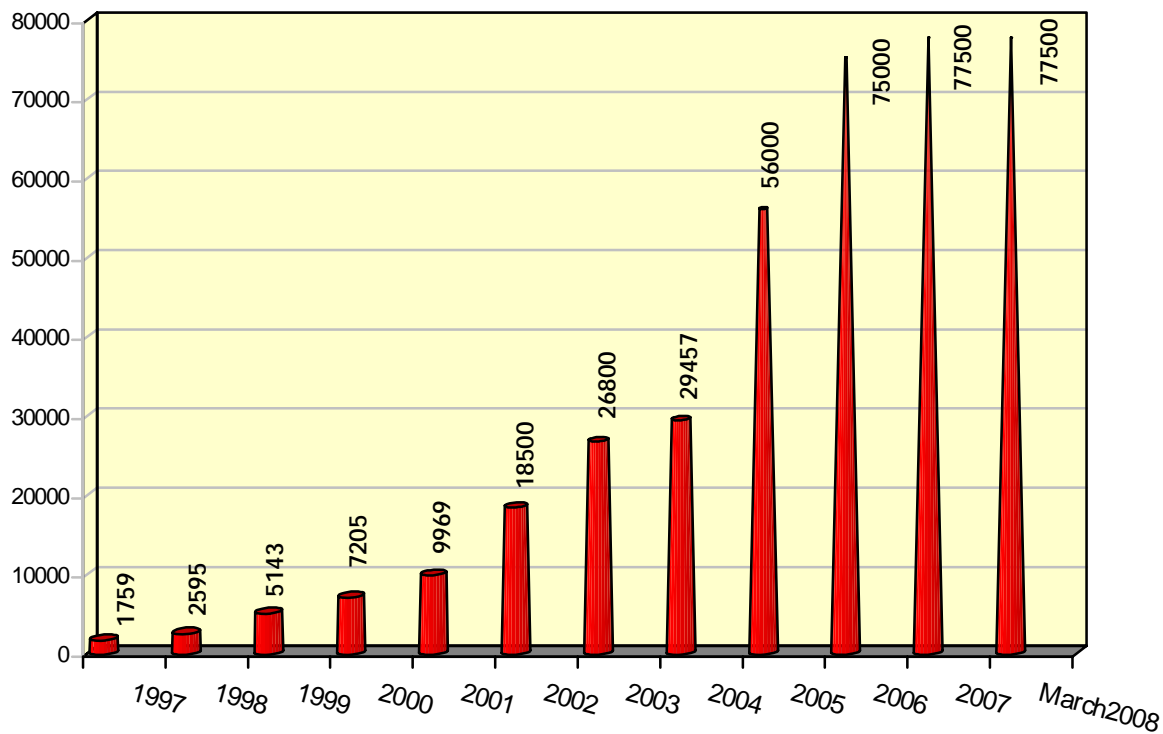


## National Optical Fiber Network Expansion

TCI has expanded the national optical fiber network to 77,500 km to provide better local, national and international connection for voice, data and multimedia transmission of its subscriber base.

TAE ( Asia-Europe) project is one of the measures taken to connect Asia to Europe through Iran via a 2,200 km optical fiber cable. Among the other concerning projects include the Iran-Afghanistan 150 km. optical fiber cable which enhance the network.

The following diagram illustrates the optical fiber cable network expansion in kilometers compared for different years from 1997 to March 2008:



## **IT (Information Technology ) Network Development**

In order to create, process and transmit/ receive data , some electronic devices are used , as the national IT network is equipped with , 2,089 data centers 36,806 data access ports and 115,936 installed ports . 1,182 cities are under the coverage of the national IT network . the international bandwidth has been increased to 10,870 Mbps , 16,273 e-bank branches , 324 universities connected to the internet via optical fiber cables and 18,000,000 national internet user base can be mentioned as examples of IT services provided by the *national network operator*

## **Public phone Booth Expansion**

The number of the public phone booths set up by TCI reached 195,837 including local and long-distance coin/card fed phone sets. To provide public easy access to the network.

## **Transmission channel Expansion**

The national telecom network incorporates 2,052,543 transmission channels.

## **Human power Resource Status**

The telecom staff per 1,000 telephone lines / subscribers has reached 2.1 since the introduction of advanced technologies and human resource management.

200 jobs have been created directly and indirectly since then .They are going to be doubled by 2009 .

43,255 state employees work for TCI , of which 876 in the Mother company , 707 in the Infrastructure company , 272 in the IT company hold university degrees , %53 of which are technicians.

## **Telecom Privatization**

TCI privatization is underway to provide the requirements for the national ICT sector development by selling its shares in the stock market to be a holding company . the goal will be empowering the private sector in the industry to produce mobile handsets and equipments , support the domestic telecom products by the leading council as well as granting loans , daily response to the demands for new telephone lines , Intelligent Network set up , internet band width increase up to 4.5 times , reducing the internet tariffs , planning the national Internet network ,.....

## Telecommunication of IRAN

(Past – current – Future)

Situation of Telecommunication in 1977	
The number of fixed telephone subscribers	850800
Penetration rate of fixed telephone	2.34
Connected villages	312
Public telephone network	4,294
Long distance connected points	82
Current situation till March 2008	
The number of fixed telephone subscribers	23,957,639
The number of Mobile telephone subscribers	24,509,714
The number of internet users	18,000,000
Penetration of fixed telephone	33.46
Penetration rate of mobile telephone	34.20
Connected villages	52,783
Optical Fiber network	77,500km
Public Telephone network	195,837
2009 plan	
The number of fixed telephone subscribers	36,300,000
The number of Mobile telephone subscribers	36,300,000
The number of internet users	30,000,000
Penetration rate of fixed telephone	%50 (at least)
Penetration rate of mobile telephone	%50 (at least)
Connected villages	62,120